

# BT-WW 300 TO 1000

*Double heat exchanger*

---




The buffer tank is used to store thermal energy in a heating system.

These tanks are made up of a black steel tank, suitable for the storage of heating water, but not suitable for the storage of domestic hot water.



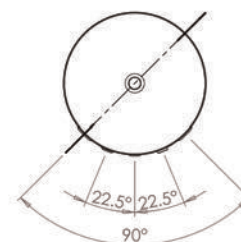
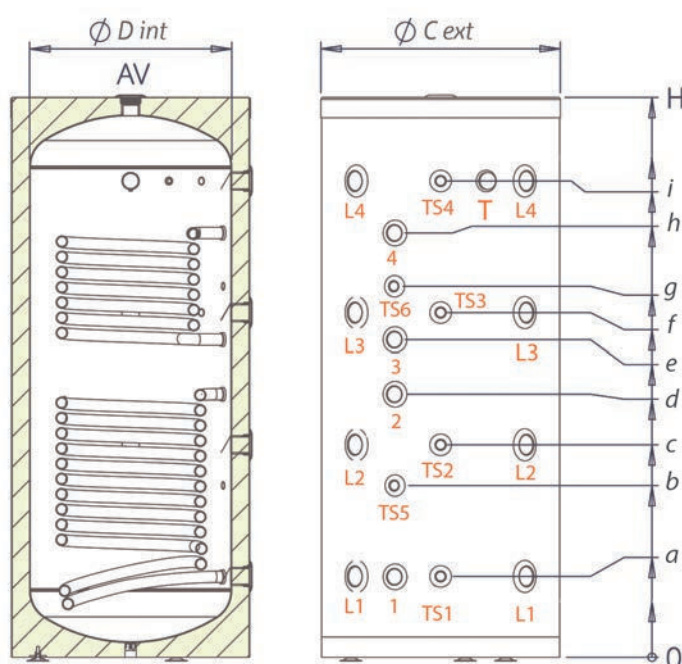
# Description

- Buffer tank for heating system, equipped with two heat exchangers.
- Rigid PU insulation ejected 50 to 70 mm
- External casing classified as standard M1 fire.
- 2 years warranty.



## BT 300, 500, 800 and 1000 liters

|  | Model           | 300 L           | 500 L           | 800 L           | 1000 L |
|--|-----------------|-----------------|-----------------|-----------------|--------|
| <b>Reference</b>   | <b>BT0300WW</b> | <b>BT0500WW</b> | <b>BT0800WW</b> | <b>BT1000WW</b> |        |
| Total capacity (liters)                                  | 284             | 444             | 763             | 955             |        |
| Weight empty (kg)  | 113             | 164             | 195             | 225             |        |
| Rigid PU insulation ejected (mm)                         | 50              | 50              | 70              | 70              |        |
| Heat exchanger surface S1/S2 (m <sup>2</sup> )           | 1.27/0.85       | 2.06/0.96       | 2.45/1.46       | 3.18/1.49       |        |
| Heat exchanger capacity S1/S2 (L)                        | 7.66/5.10       | 12.44/6.06      | 20.11/11.96     | 26/12.17        |        |
| Heat exchanger output (60-80°) S1/S2 (kW)                | 34/26           | 52/31           | 57/39           | 78/33           |        |
| Heat exchanger continuous flow rate (60-80°) S1/S2 (L/h) | 835/639         | 1278/762        | 1401/958        | 1917/811        |        |
| Heat loss ΔT 45K (kWh/24h)                               | 1.7             | 2.5             | 3.2             | 3.5             |        |
| Energy efficiency class                                  | B               | C               | C               | C               |        |
| Maximum tank / heat exchanger working-temperature (°C)   | 95              | 95              | 95              | 95              |        |
| Maximum tank operating pressure (bar)                    | 3               | 3               | 3               | 3               |        |



|                 |                   | Model   |          |
|-----------------|-------------------|---------|----------|
|                 | Outlet/Inlet tube | 300-500 | 800-1000 |
| <b>1</b>        | Lower HE Outlet   | 1" F    | 1 ½" F   |
| <b>2</b>        | Lower HE Inlet    | 1" F    | 1 ½" F   |
| <b>3</b>        | Upper HE Outlet   | 1" F    | 1 ½" F   |
| <b>4</b>        | Upper HE Inlet    | 1" F    | 1 ½" F   |
| <b>L1.2.3.4</b> | Inlet / Outlet    | 1 ½" F  | 1 ½" F   |
| <b>TS1.2.3</b>  | Sensor level      | ½" F    | ½" F     |
| <b>TS4.5.6</b>  |                   |         |          |
| <b>AV</b>       | Air ventilation   | 1 ½" F  | 1 ½" F   |
| <b>T</b>        | Thermometer       | ½" F    | ½" F     |

**Buffer tank 2 years warranty**

## Certifications

Made in European Union



| Model       | ØC  | ØD  | H    | a   | b   | c   | d    | e    | f    | g    | h    | i    |
|-------------|-----|-----|------|-----|-----|-----|------|------|------|------|------|------|
| <b>300</b>  | 600 | 500 | 1760 | 242 | 512 | 665 | 782  | 942  | 1088 | 1122 | 1302 | 1511 |
| <b>500</b>  | 700 | 600 | 1900 | 238 | 576 | 712 | 913  | 1073 | 1184 | 1231 | 1388 | 1656 |
| <b>800</b>  | 990 | 850 | 1770 | 331 | 606 | 678 | 878  | 1025 | 1025 | 1200 | 1375 | 1372 |
| <b>1000</b> | 990 | 850 | 2100 | 331 | 689 | 797 | 1046 | 1262 | 1262 | 1437 | 1612 | 1727 |

Dimensions (mm)

**SYRIUS SOLAR INDUSTRY**  
15 rue du Perpignan - ZAC Descartes  
34880 Lavérune - France

+33 (0) 4 67 82 00 18  
contact@syrius-solar.fr

SAS with capital of € 156 800 - RCS Montpellier 794 797 753 00041

[www.syrius-solar.com](http://www.syrius-solar.com)

